

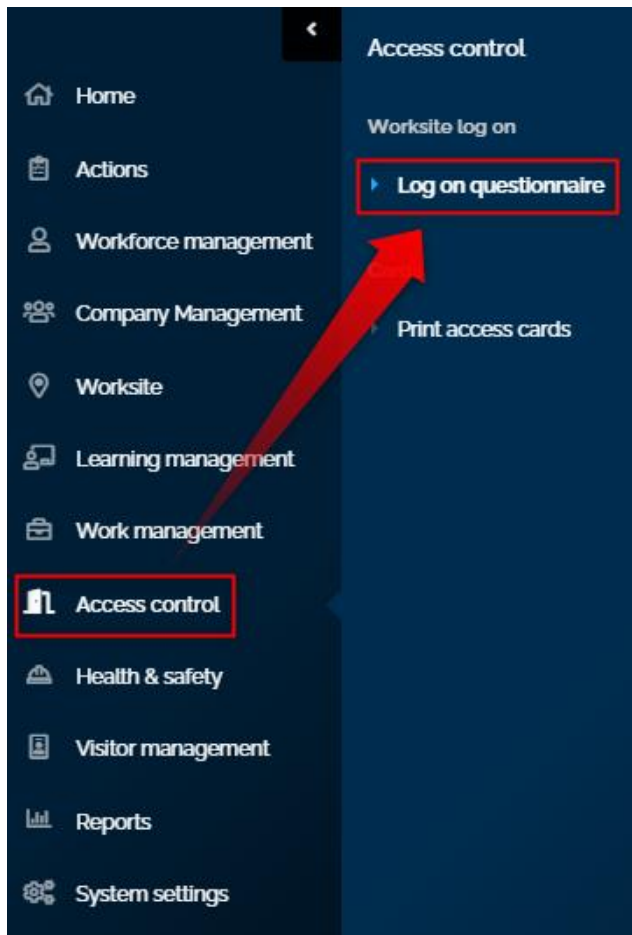
Log On Questionnaire

Manage Worksite

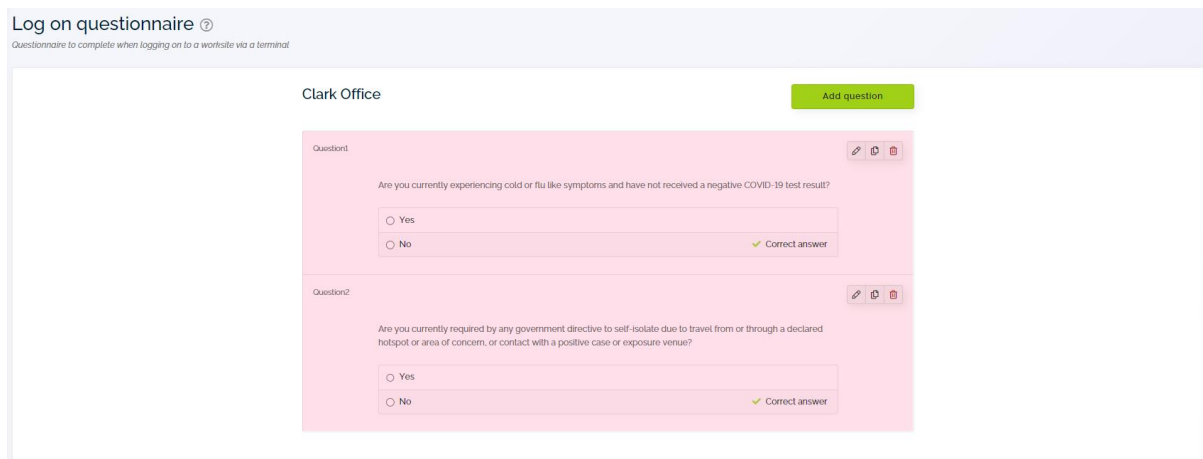
Product: Workforce Management

Author: J-pee De Guzman

Log On Questionnaire allows level 3 users to create and edit the questionnaires flashing on the terminal screen upon logging in.



After answering the questions, the worker can proceed in accessing the worksite. These questions help gather useful data, ensure security within the worksite and improve workers experience based on responses.



To add questionnaire

1. Click the **Add question** button
2. A pop-up screen will appear for you to create the question and answer options you want to add.

x

Question

How are you feeling today?

+

Answer options




Option	Correct answer	Action if option selected
<div style="border: 1px solid #ccc; padding: 2px;"> Awesome <div style="text-align: right; font-size: 18px; color: #0070c0;">+</div> </div>	<input checked="" type="radio"/>	<div style="border: 1px solid #ccc; padding: 2px;"> No action <div style="float: right; font-size: 18px; color: #0070c0;">v</div> </div>
<div style="border: 1px solid #ccc; padding: 2px;"> Fine <div style="text-align: right; font-size: 18px; color: #0070c0;">+</div> </div>	<input type="radio"/>	<div style="border: 1px solid #ccc; padding: 2px;"> No action <div style="float: right; font-size: 18px; color: #0070c0;">v</div> </div> <div style="text-align: right; font-size: 18px; color: #c00000;">x</div>
<div style="border: 1px solid #ccc; padding: 2px;"> Not feeling well <div style="text-align: right; font-size: 18px; color: #0070c0;">+</div> </div>	<input type="radio"/>	<div style="border: 1px solid #ccc; padding: 2px;"> Prevents person logging o <div style="float: right; font-size: 18px; color: #0070c0;">v</div> </div> <div style="text-align: right; font-size: 18px; color: #c00000;">x</div>

+ [Add another option](#)

[Back](#)
Add question

3. Set up which answer is correct to be selected among the options you provided.
4. Action if option is selected can go to the existing questionnaires or prevent the worker from logging into the worksite once this answer is selected.
5. Click the **Add question** button to complete the process.

Note:

- ▶ The newly added questionnaire will take effect at the terminal after 24 hours
- ▶ Click the  icon to edit the questionnaire
- ▶ Click the  icon to duplicate the questionnaire
- ▶ Click the  icon to delete the questionnaire